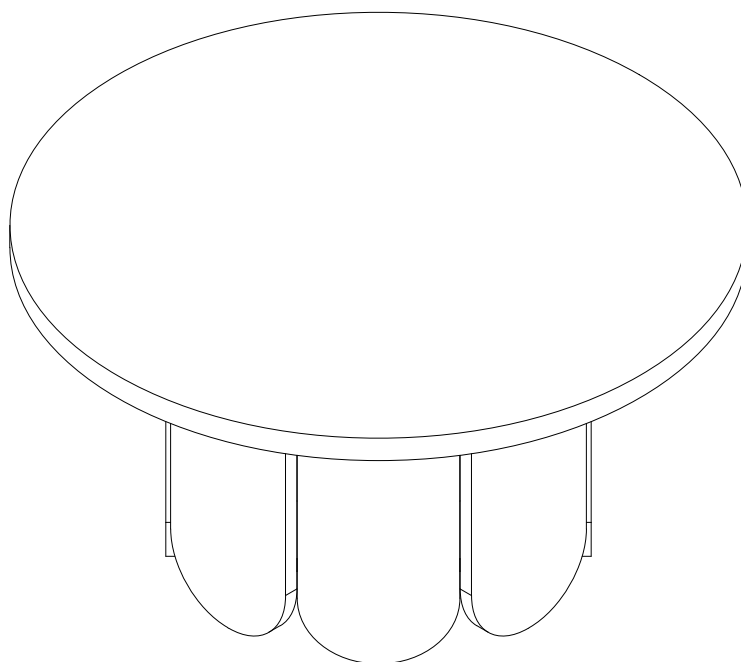


SURINKIMO INSTRUKCIJA



780 x 780 x409 (I x P x A, mm)



Woodman OÜ

Pagaminta Estižoje

Mäo, Järvamaa

www.woodman.ee

support@woodman.ee

BRANGUS KLIENTE!

Sveikiname Jus įsigyjus mūsų produkciją. Naudokitės šia instrukcija surinkinėdami baldą.

Įdėmiai perskaitykite šią instrukciją prieš pradėdami darbus.

Paprašykite pagalbos, jei surinkimui reikalingi du ar daugiau asmenų.


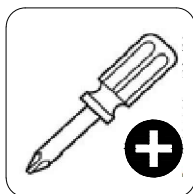
Įsitikinkite, kad turite visas surinkimui reikalingas priemones.

Dirbkite ant lygaus ir švelnaus paviršiaus, kad baldo apdaila nebūtų pažeista.

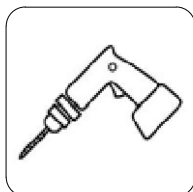
Po mėnesio patikrinkite baldo veržles.

Išsaugokite šią instrukciją.

Reikalinga įranga



Nenaudokite !!!



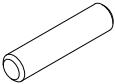
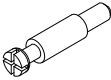



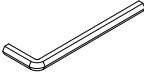
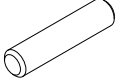
LT – Jei kyla klausimų - būtinai susisieki su mūsų atstovais Jūsų šalyje.

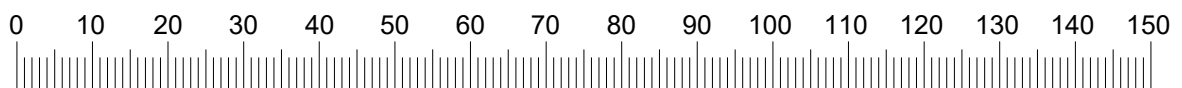
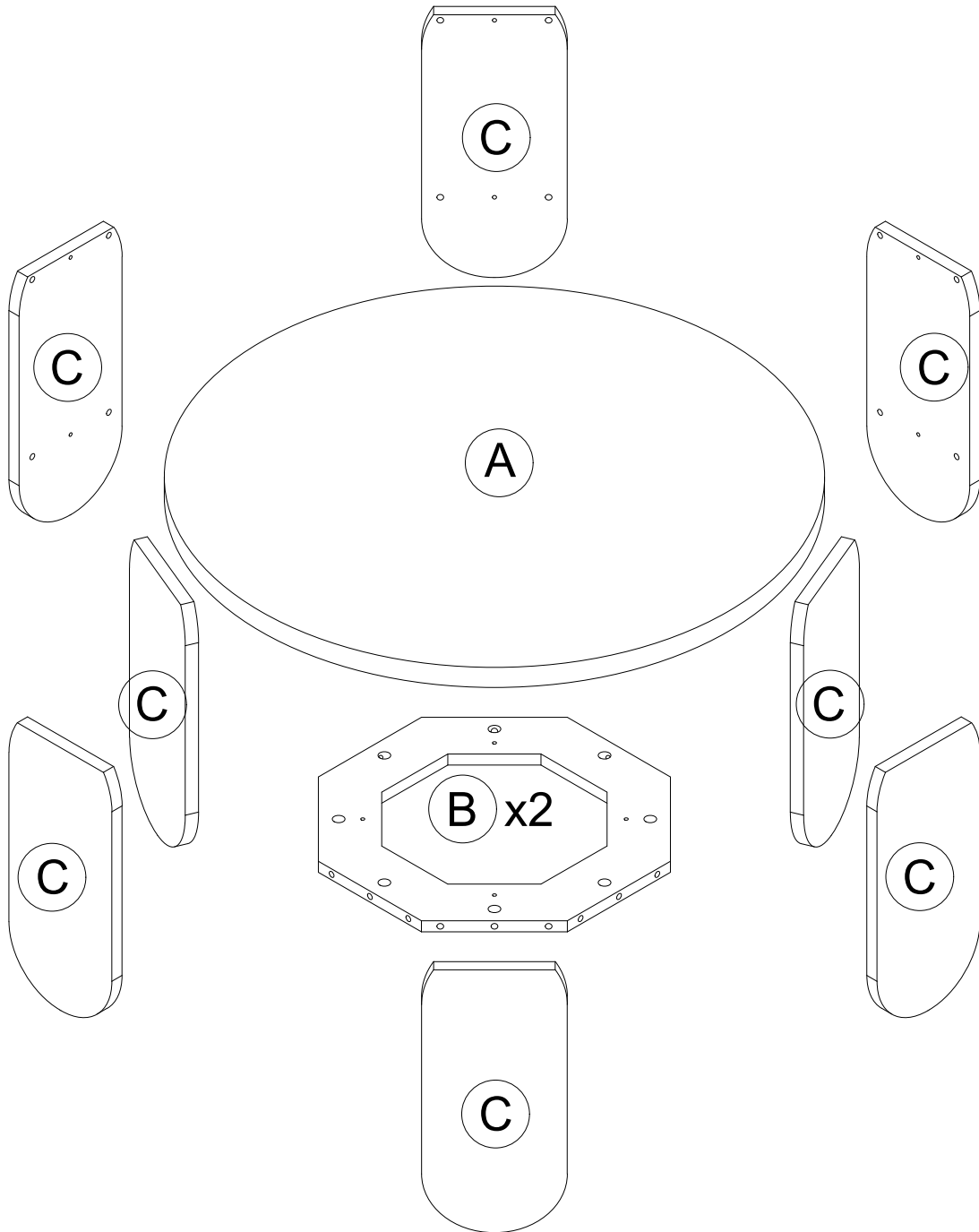
FR - En cas de problèmes de qualité contactez votre revendeur local et mentionnez toujours la référence de l'article.

IT - In caso di eventuali problemi di qualità contattare il rivenditore locale e citare sempre punto di riferimento No.

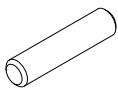
ES - En caso de problemas de calidad pongase en contacto con se distribuidor local y mencione siempre la referencia del artículo.

DE - Wenn Sie Qualitätsprobleme haben wenden Sie sich bitte an ihren örtlichen Händler und erwähnen Sie immer die Artikelnummer.

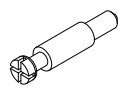
A1		x32 Ø8x35
A2		x16 Ø7x24
A3		x16 Ø15x13
A4		x4 Ø4,5x35
A5		x4 Ø17x3
A6		x1 4mm
A7		x4 Ø8x30



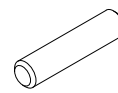
A1

x32
Ø8x35

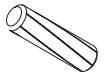
A2

x16
Ø7x24

A7

x4
Ø8x30

1

NB!

8x 30 mm

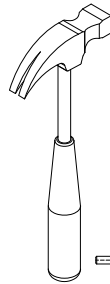
x4

A7



B

A1x16



C

A1x16

A2



8x 35 mm

x32

A1

A2x2

D x7



A2x1

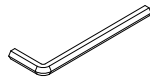
E

A3



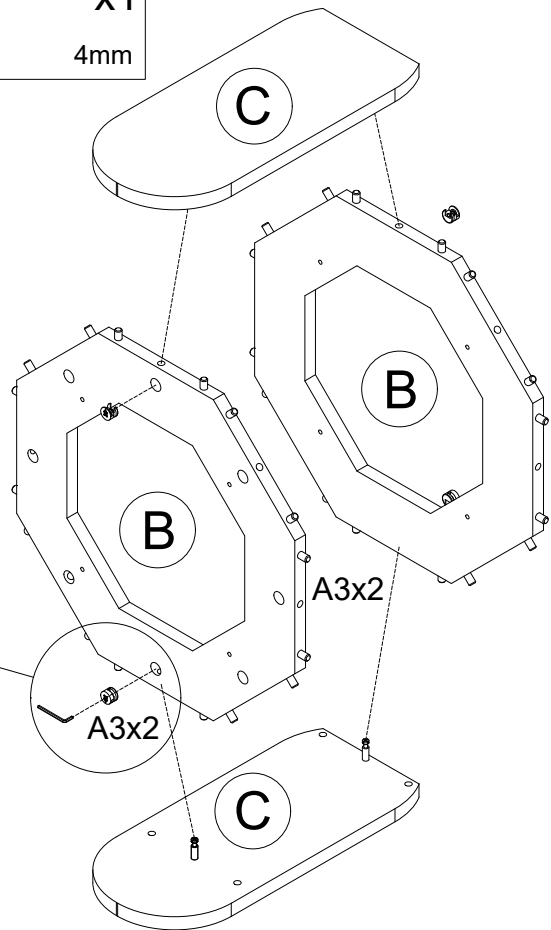
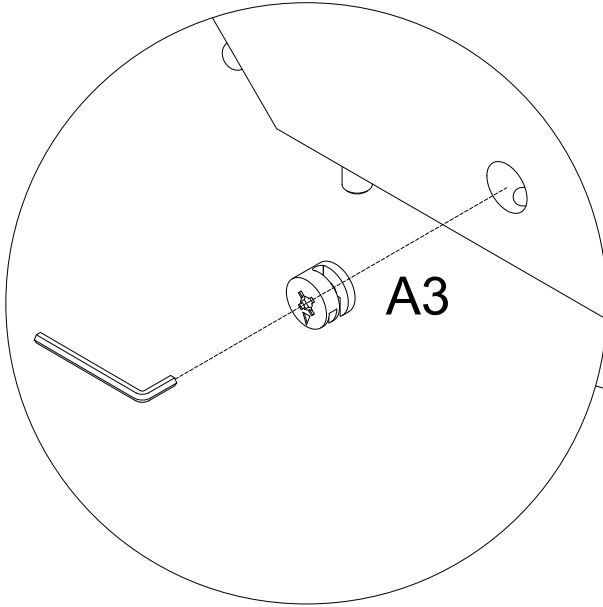
x4
Ø15x13

A6



x1
4mm

2

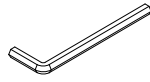


A3



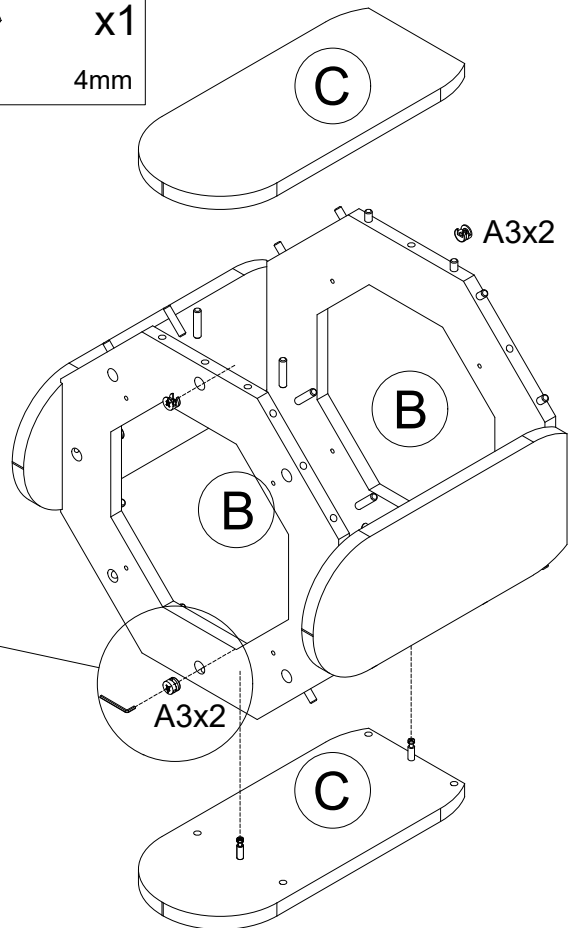
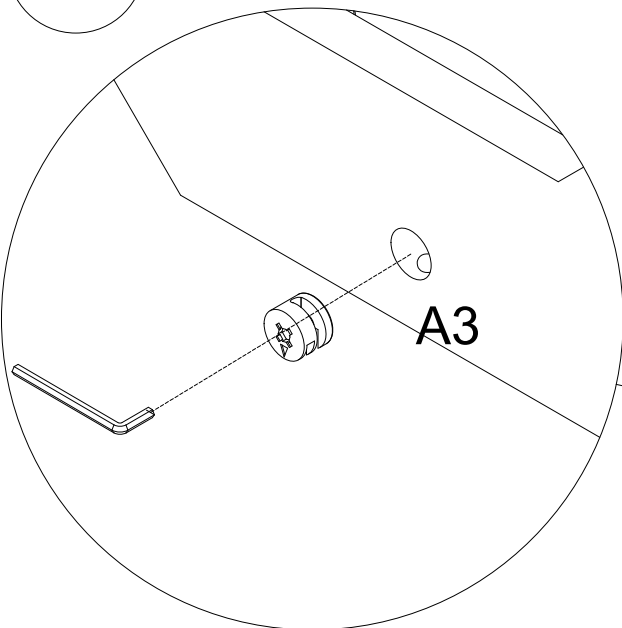
x4
Ø15x13

A6



x1
4mm

3

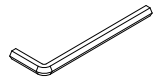


A3



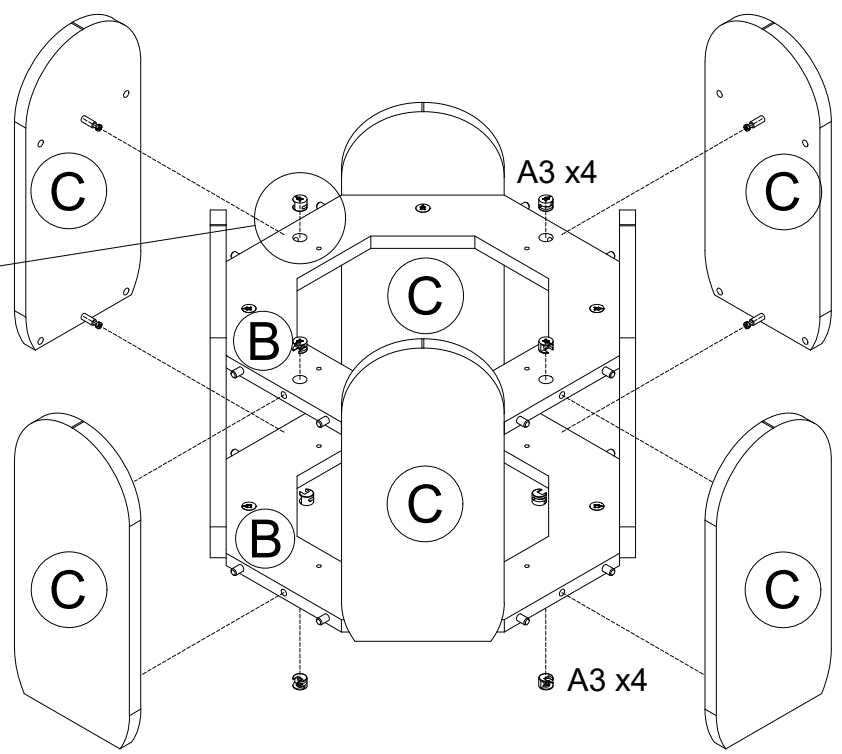
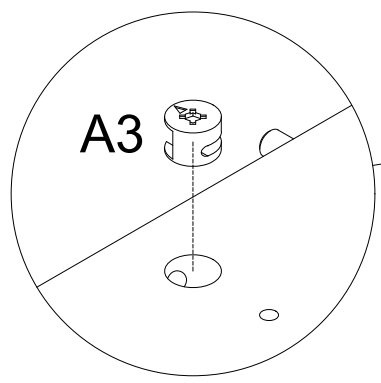
x8
Ø15x13

A6

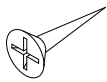


x1
4mm

4

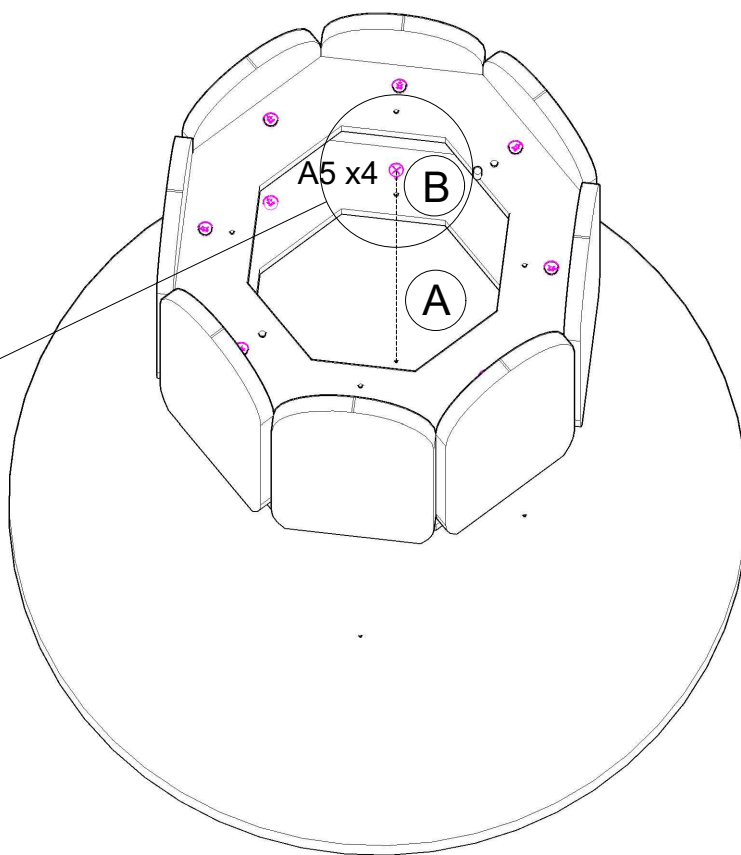
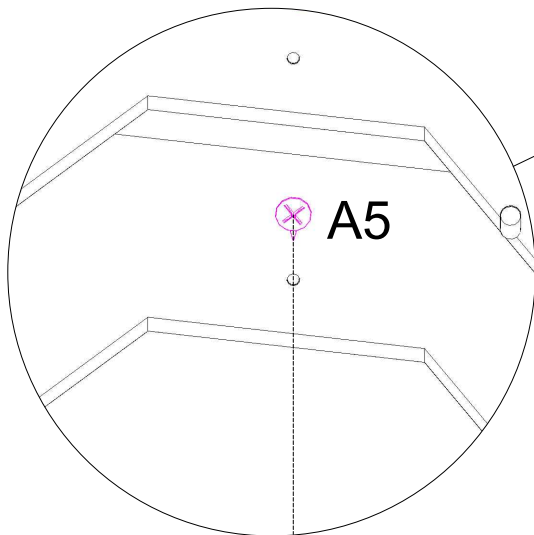


A5



x4
Ø4,5x35

5



A5



x4
Ø17x3

6

